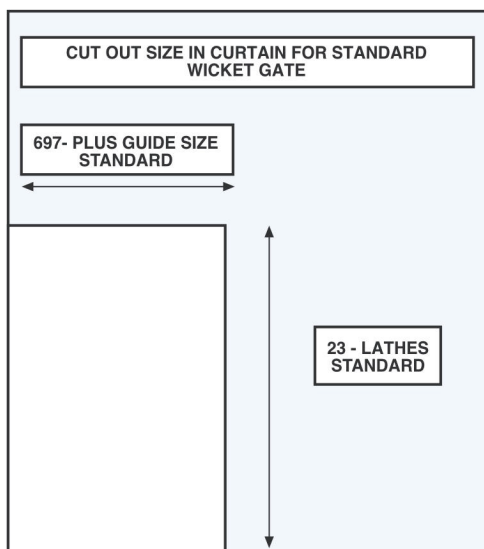


WICKET GATES

STANDARD



CLEAR OPENING SIZE 565w x 1605h



NVM are probably the largest manufacturer of Wicket Gates in the UK. All our wicket gates are manufactured from quality material and are available both left and right handing. Frames and hinges are fully welded, and are supplied complete ready to fit.


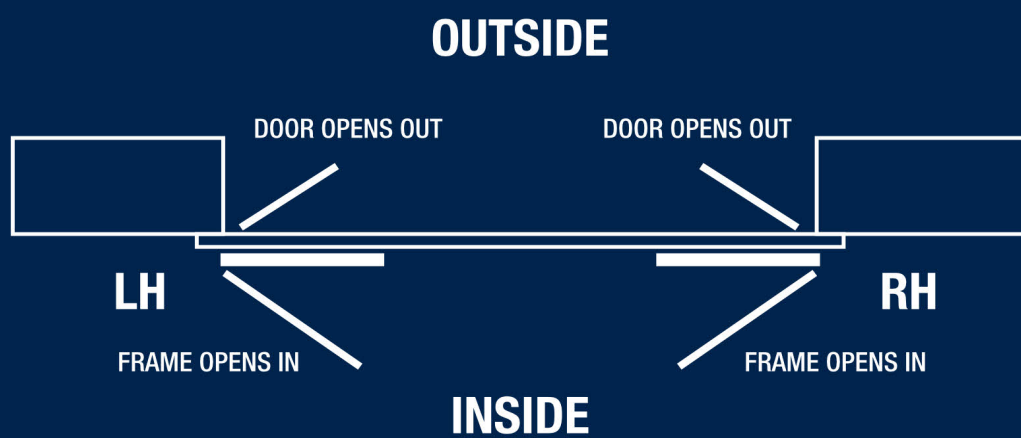
All our gates are finished in silver exhaust paint, unless specified, and include a quality night latch complete with spare keys.

As well as our Standard wicket gate, NVM are able to supply a number of variants including Outside Opening Gates, Emergency Exit Gates, and Double Cam Gates.

Outside Opening Gates, are designed to allow the gate and the outer frame to open outwards, this type is predominantly used when the shutter is fixed to the outside of the building.

Our Emergency Exit range includes a Panic Latch or Push Pad option and can be supplied with an outside access device. This type is particularly useful when a fire exit is required and the only option is a shutter door. Outside locking devices can be fitted to enable external access. These devices can be locked for security, but retain the emergency exit over ride.

Double Cam Gates enable the user to fit a gate away from the edge of the shutter. This can be the favoured option when there is an obstruction to either side of the shutter. Double Cam Gates require extended hinges.





PUSH BAR




INSULATED



DOUBLE CAM

OPTIONAL EXTRAS



HASP AND STAPLE
FOR ADDED SECURITY



INTERLOCK
ISOLATOR



OUTSIDE
LOCKING DEVICE

EURO

To complement our Standard range, NVM also offer a Euro range of gates. Euro gates are available in the same variants as our standard range, including Emergency Access, Double Cams and Outside Opening options.

For those who prefer to paint their own gates or have a specific need for a powder coated finish, NVM can supply any of our range in self colour with or without lath fitted.

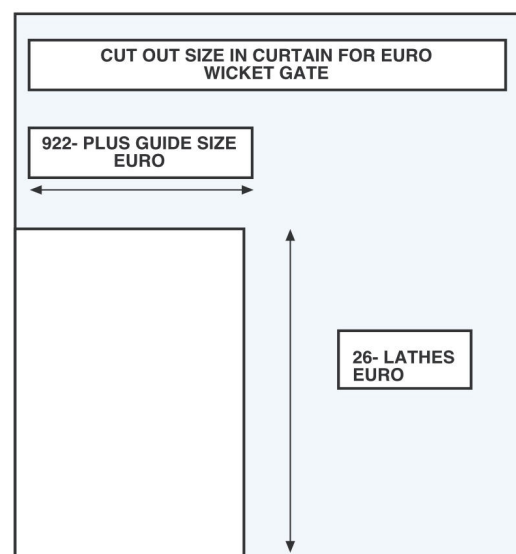
To complete the wicket gate range, NVM also manufacture and supply an Insulated Lath Gate designed to accept a maximum lath width of up to 26mm. These are supplied without lath and are hung on heavy-duty adjustable hinges. All Insulated Lath Gates are supplied either self-colour or silver painted and are manufactured with double cams.

Both our Euro and Standard wicket gate ranges are supplied with external heavy-duty hinges for fitting to the guide angles as standard, whilst extended hinges are also available.

To compliment our range of gates the NVM Interlock System is designed to prevent the shutter from being operated when the wicket gate is in its closed position. Interlocks are supplied complete with micro switch and designed to incorporate its own hinge configuration making it a fully contained unit.



CLEAR OPENING SIZE 800w x 1830h





Brook Street Nelson Lancashire BB9 9PU

Tel: 01282 615239 Fax: 01282 698509

E: sales@nvmgroup.co.uk

W: www.nvmgroup.co.uk

